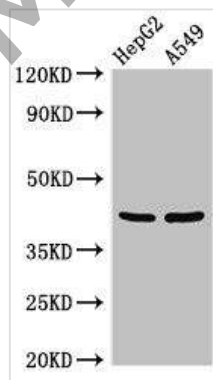


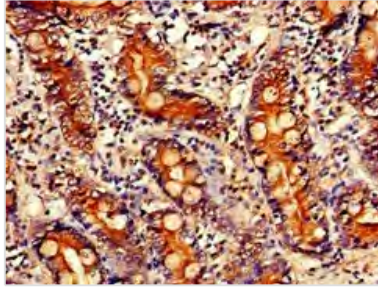
PITX2 Antibody

Product Code	MBS7051096
Storage	Upon receipt, store at -20°C or -80°C. Avoid repeated freeze.
Uniprot No.	Q99697
Immunogen	Recombinant Human Pituitary homeobox 2 protein (40-154AA)
Raised In	Rabbit
Species Reactivity	Human
Tested Applications	ELISA, WB, IHC, IF; Recommended dilution: WB:1:500-1:5000, IHC:1:20-1:200, IF:1:50-1:200
Form	Liquid
Conjugate	Non-conjugated
Storage Buffer	Preservative: 0.03% Proclin 300 Constituents: 50% Glycerol, 0.01M PBS, pH 7.4
Purification Method	>95%, Protein G purified
Isotype	IgG
Clonality	Polyclonal
Alias	Pituitary homeobox 2 (ALL1-responsive protein ARP1) (Homeobox protein PITX2) (Paired-like homeodomain transcription factor 2) (RIEG bicoid-related homeobox transcription factor) (Solurshin), PITX2, ARP1 RGS RIEG RIEG1
Immunogen Species	Homo sapiens (Human)
Research Area	Epigenetics and Nuclear Signaling
Target Names	PITX2

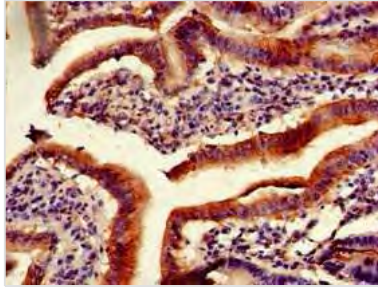
Image



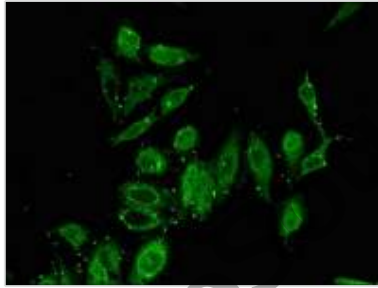
Western Blot
Positive WB detected in: HepG2 whole cell lysate, A549 whole cell lysate
All lanes: PITX2 antibody at 3µg/ml
Secondary
Goat polyclonal to rabbit IgG at 1/50000 dilution
Predicted band size: 36, 31 kDa
Observed band size: 42 kDa



Immunohistochemistry of paraffin-embedded human small intestine tissue using **MBS7051096** at dilution of 1:100



Immunohistochemistry of paraffin-embedded human duodenum tissue using **MBS7051096** at dilution of 1:100



Immunofluorescent analysis of Hela cells using **MBS7051096** at dilution of 1:100 and Alexa Fluor 488-conjugated AffiniPure Goat Anti-Rabbit IgG(H+L)